



Dolls TWIN STROLLER

GREY

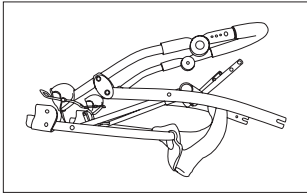
ITEM NUMBER: 327159



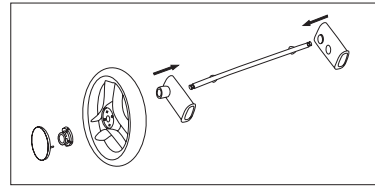


NOTE:

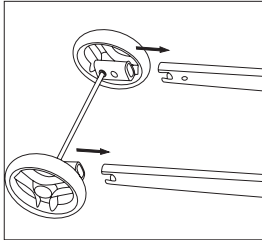
1. This stroller is not suitable for children younger than 3 years old.
2. This item is a toy and is not suitable for carrying babies, children or pets.
3. Assembly should be carried out by an adult to prevent the item from collapsing during use.
4. Please remove all package before giving this item to your children.



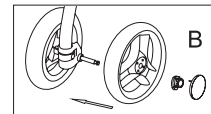
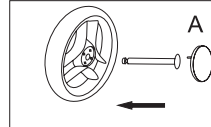
1. Unfold the stroller.



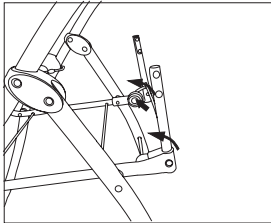
2. Assemble rear wheels: Put the axle into the 2 plastic, then the wheel, clip and wheel cover.



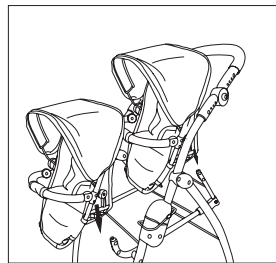
3. Insert the assembled wheel set into the rear frame until click into place.



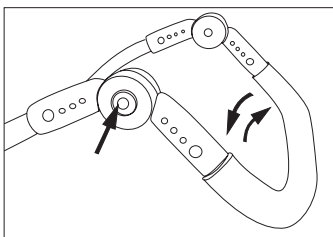
4. Assemble front wheels: A. Drill the nail through the wheel, cover the wheel cap. B. Put the series-wound wheel through the front tube, then fit the other wheel into axle, retain by another plastic ring, cover the wheel cap.



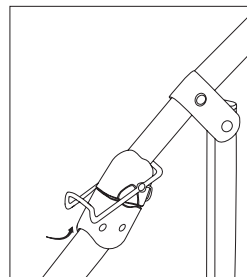
5. By pressing the 2 buttons located on sides of the seat bottom frame, the backseat is adjustable.



6. Insert the sitting seat into seat bottom frame as shown.



7. Adjust the height of the handle you like by pressing the 2 buttons located on sides of the handle.



8. While folding, pull up the folding locks until release as shown.



Designed in Sweden
Made in China for Scandinavian Kids Group AB
Box 29098, SE-10052.Stockholm, Sweden
www.scandinaviankidsgroup.com