



Vintage Stroller for doll

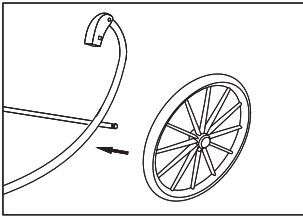
ITEM NUMBER: L-8080207-0000






NOTE:

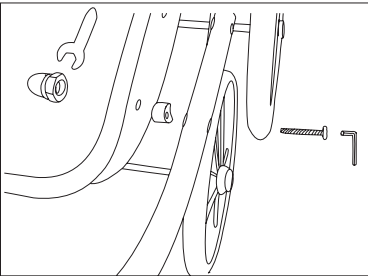
1. This stroller is not suitable for children younger than 3 years old.
2. This item is a toy and is not suitable for carrying babies, children or pets.
3. Assembly should be carried out by an adult to prevent the item from collapsing during use.
4. Please remove all package before giving this item to your children.



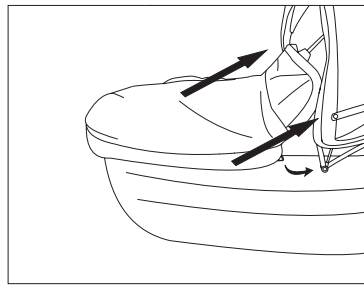
1. Put the wheels onto the front and rear axles, squeeze the clip and push the wheel into place and then release.



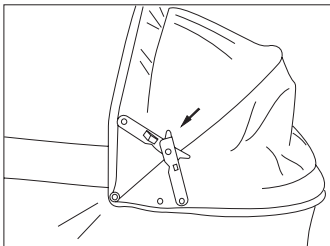
2. Connect up the frame base and the carrycot as shown.



3. Connect up the stroller handle and the frame structure by the screw, plastic ring and nut, tighten the screws.



4. Attach the apron as shown, using the fastenings on both sides.



5. Stretch the folder to spread the canopy as shown.



5. The final product's photo after assemble up.



Designed in Sweden
Made in China for Scandinavian Kids Group AB
Box 29098, SE-10052, Stockholm, Sweden
www.scandinaviankidsgroup.com